

Quick Reference Guide to the IBS 2024 App

The IBS 2024 app is your guide to everything happening at the Builders’ Show as well as the NAHB Board Meeting. You can search education, events, meetings, speakers and exhibitors.

Set favorites and add items to your phone’s calendar to plan your personal Builders’ Show schedule!

Contents

- Finding the App ..... 2
- Getting Started!..... 2
- Main Information Screens ..... 3
- Logging in..... 4
- IBS Schedule..... 5
- Finding Events, Education & Meetings ..... 6
- Finding Exhibitors ..... 7
- Other ways to Find Items in the App..... 8
- Adding to Your Favorites & Agenda ..... 9
- Add a Meeting or Event Reminder ..... 10

## Finding the App

The IBS 2024 app is available for download on android and iOS tablets and smartphones.

To find the 2024 NAHB International Builders' Show app, you can go to [www.buildersshow.com/app](http://www.buildersshow.com/app) from your device, click on the appropriate app store link, and you will be taken directly into the store to download it.

You can also search “**IBS 2024**” in your device’s app store. Please note you must capitalize “IBS” when you search for the app.



Upon download completion, you should see the IBS 2024 app icon .

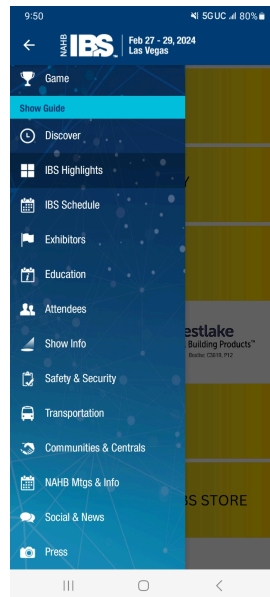
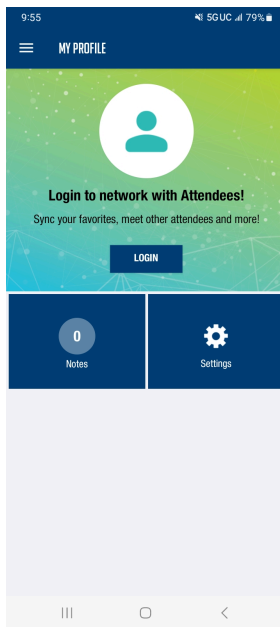
**NOTE for iOS users:** If you have previously downloaded the IBS 2023 app, the IBS 2024 App will appear as an update.

**NOTE for Android users:** The app will not update in place, so if you have previously downloaded the IBS 2023 app, you will need to download the new 2024 version.


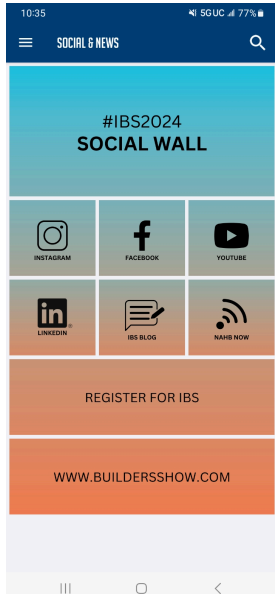

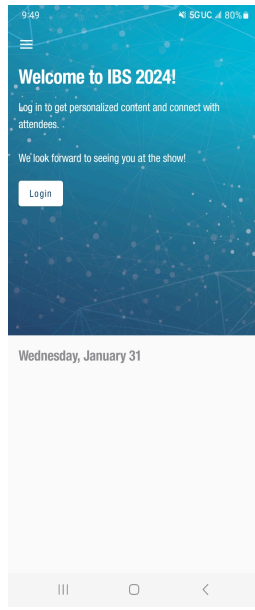
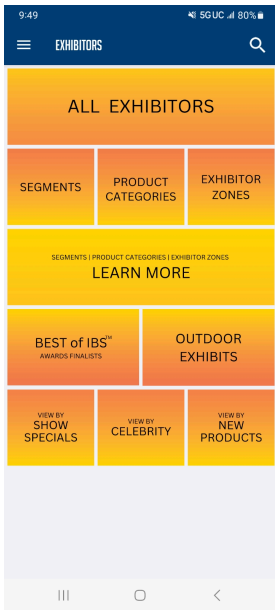

*If the app icon looks different than what is shown above, then you have downloaded the wrong app. Please proceed back to the app store and re-enter “IBS 2024” in the app store search bar.*

## Getting Started!

Access the main menu by tapping the upper left icon (the three lines). A menu will pop out on the left side.



# Main Information Screens

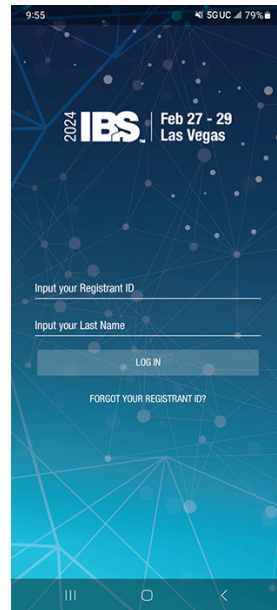
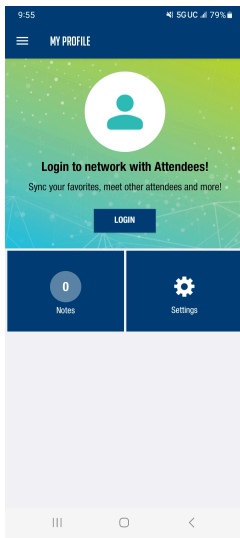


## Logging in

To log in to the app, choose **“My Profile”** from the main navigation. You will be prompted to log in to the app.

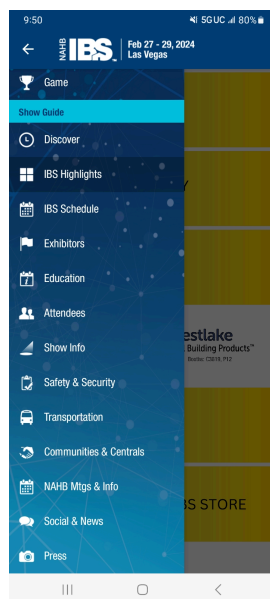
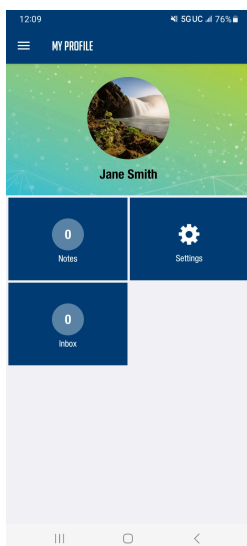
**Enter your registrant ID and your last name.**

You can **find your registrant ID** on your registration confirmation email or \*on your badge (\*see screenshot below).



You should then see your name on the profile screen and in the navigation.

**NOTE for iOS users:** If you were previously logged into the 2023 app, please make sure you log out and then log back in with your 2024 credentials. If you are still unable to log in to the 2024 app, uninstall it and reinstall.

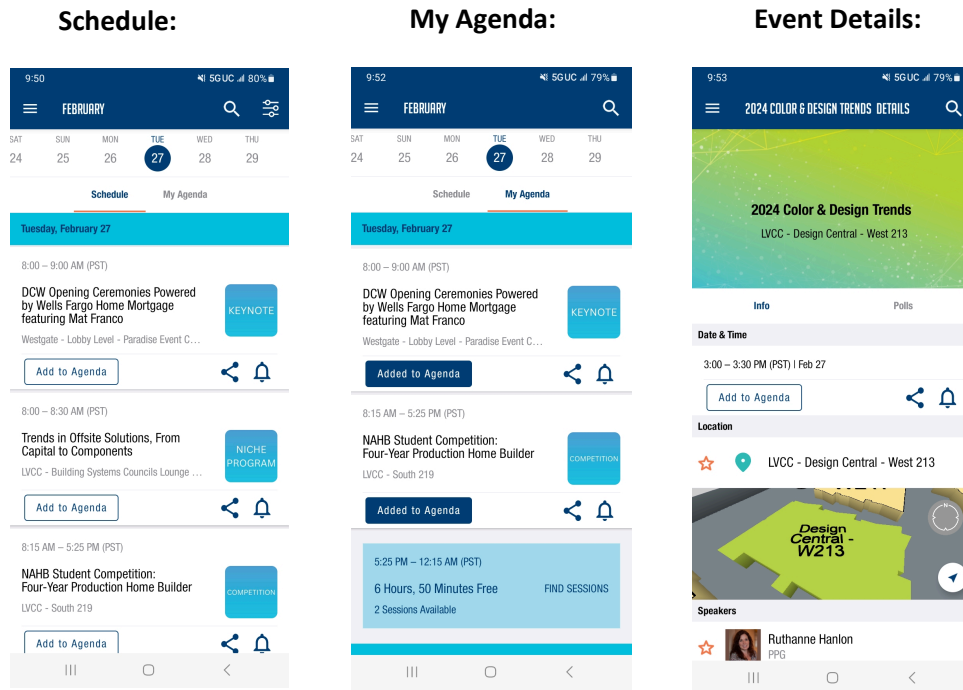


## IBS Schedule

Here you can see a day-by-day list of everything that is happening at the show – pre-show courses, meetings, education sessions and events.

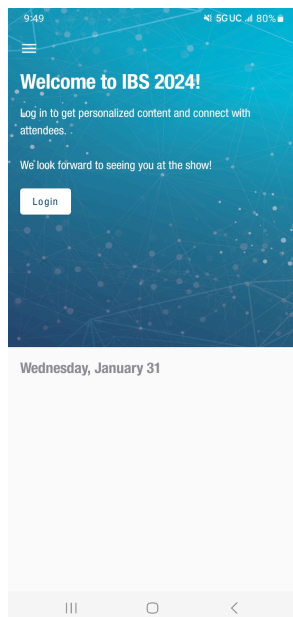
If you'd like to add a meeting or event to your agenda, tap the “Add to Agenda” button on the left next to the meeting/event. You can also do this inside the meeting details page.

Once you have tapped the button, it will appear under “My Agenda”. Tapping into an event will open the event details page. Here you can see the event location, description, speakers, date and time.



## Discover Screen

You can view featured sessions or view all sessions and events from the “Discover” page.

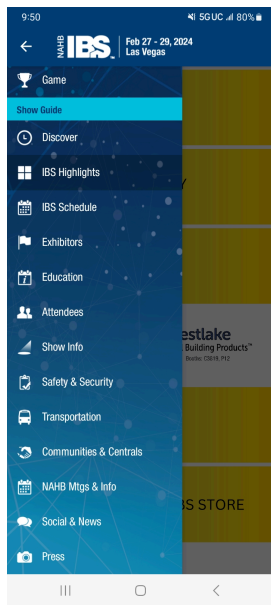


## Finding Events, Education & Meetings

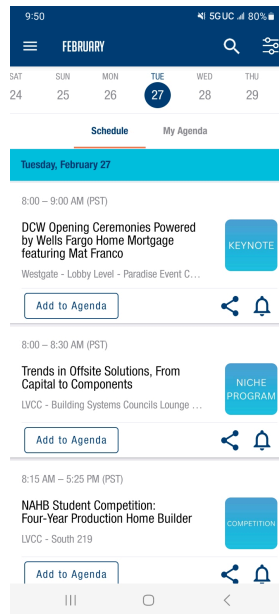
To browse the full IBS Schedule of events, education and meetings, tap the main menu icon (the three little lines) in the upper left corner. This will cause the main menu to pop out again.

1. Choose **“IBS Schedule”**.
2. Choose an individual day. By default, the schedule will show **“All”**, but you can apply a filter to see just NAHB meetings, IBS Education sessions or events.
3. To view the list of filters tap the filter icon in the upper right corner. You can use the slider to select the time of day.

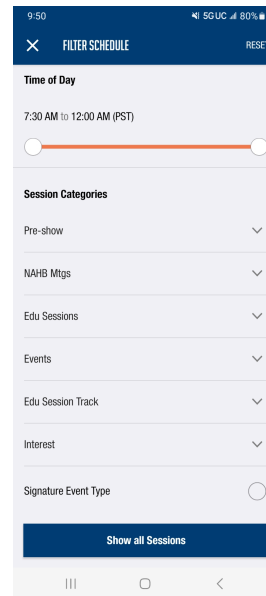
**Step 1:**



**Step 2:**



**Step 3:**



## Finding Committee Meetings

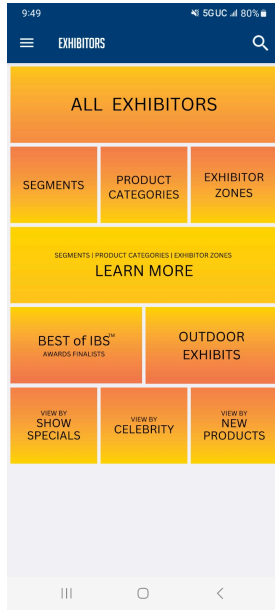
To browse the committee meetings, tap the main menu icon (the three little lines) in the upper left corner. This will cause the main menu to pop out again.

1. Scroll down to **“NAHB Mtgs & Info”**.
2. Choose **“Committee Meetings”**.
3. Scroll down and browse the list, or search for a specific meeting.


## Finding Exhibitors

To browse IBS Exhibitors, tap the main menu icon and choose **“Exhibitors”**. On the Exhibitors screen, you can choose **“All Exhibitors”**. You can also browse by **“Product Categories”** and other filters.

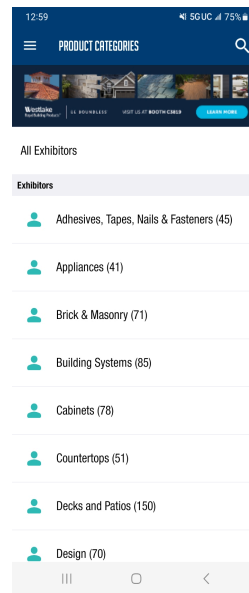
### Exhibitors:



### All Exhibitors:


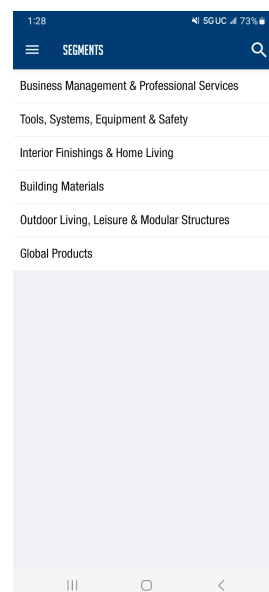
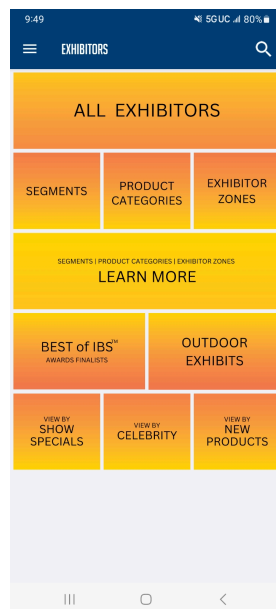


### Browse by Product Categories:



## NEW! Segmentation

For the first time at IBS the exhibit floor is segmented into six broad product categories.

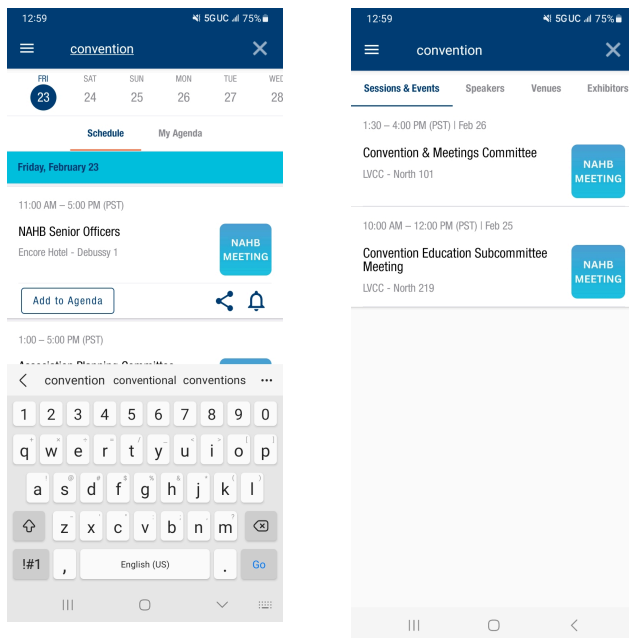


## Other ways to Find Items in the App

Under the main navigation menu:

1. You can find a daily “What’s happening” and info on marquee events under **“IBS Highlights”**.
2. You can browse IBS Education sessions under **“Education”** and view them by several different filters. You’ll also find information about pre-show courses here and IBS Speakers.
3. You can find out what’s going on in the different IBS Centrals and other communities under **“Communities & Centrals”**.
4. You can find NAHB committee meetings and board meeting information under **“NAHB Mtgs & Info”**.

If you are looking for something specific, **use the search bar** to find meetings, events, education, speakers or exhibitors by name. Tap the **Search Icon** (the magnifying glass) in the upper right corner from anywhere in the app and type in all or part of the name to find your meeting, then review the search results and select the meeting:






## Adding to Your Favorites & Agenda

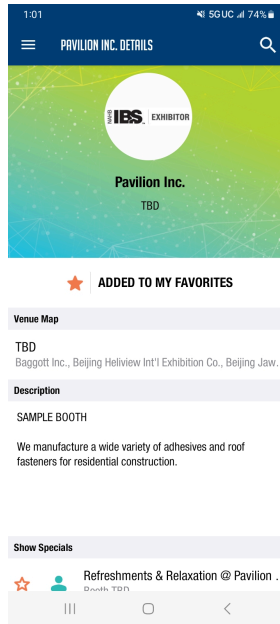
As previously mentioned in the IBS Schedule section, to add a meeting, event or session to your agenda, tap the “Add to Agenda” button. It will appear under **“My Agenda”** under **IBS Schedule**.

To add a speaker or exhibitor to your favorites, click the star next to the speaker or exhibitor. Once you have favorited a speaker or exhibitor, it will appear under **“My Favorites”** (located on the main menu).


### All Exhibitors:



### Exhibitor details:



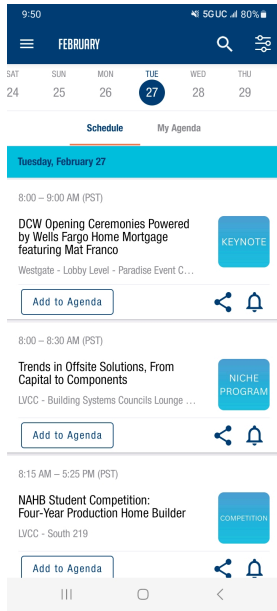
### My Favorites Page:



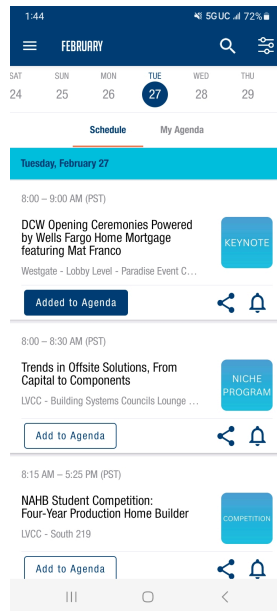
## Add a Meeting or Event Reminder

When you are viewing a list, or an individual meeting or event, you can also add a reminder by clicking on the bell icon on the right side of the meeting/event title. This will schedule a notification reminder five minutes before the meeting or event begins.

**List of Meetings (no reminder):**



**List of Meetings (reminder set):**



**And those are the basics to get you around IBS! If you have any questions about using the app, please contact Jennifer Sloane at [jsloane@nahb.org](mailto:jsloane@nahb.org). You can also reach out to us on social media with #IBS2024!**

